



District Report Card: 2017


State: Rajasthan	District: Pali
Class: 8	Subject: Mathematics
Schools: 51	Students: 1210


Participation/Coverage


Students

<div>GENDER</div> <div></div>	Boys		Girls	
	Number	%	Number	%
	581	48.02	629	51.98

<div>AREA</div> <div></div>	Rural		Urban	
	Number	%	Number	%
	1121	92.64	89	7.36

<div>CATEGORY</div> <div></div>	SC		ST		OBC		GEN	
	Number	%	Number	%	Number	%	Number	%
	327	27.02	47	3.88	757	62.56	79	6.53

<div>CWSN</div> <div></div>	LD	VI	HI	S&LD	ID	Oth
	3	4	2	0	4	39

<div>Management</div> <div></div>	Government		Government-aided	
	Number	%	Number	%
	1210	100.00	0	0.00

Average Performance of Students in Mathematics (%)

Overall	Gender		Area		Management		Social Group			
	Male	Female	Rural	Urban	Govt.	Aided	SC	ST	OBC	GEN
44.66	42.40	46.75	44.84	42.40	44.66	0.00	44.08	29.93	45.24	50.30

Performance on Learning Outcomes (LOs)

Learning Outcomes	Description	Average Performance(%)
M601	Solves problems involving large numbers by applying appropriate operations	47.89
M606	Solves problems on daily life situations involving addition and subtraction of fractions / decimals	49.35
M620	Finds out the perimeter and area of rectangular objects in the surroundings like floor of the class room, surfaces of a chalk box etc.	49.78
M621	Arranges given/collected information in the form of table, pictograph and bar graph and interprets them	44.32
M702	Interprets the division and multiplication of fractions	39.67
M705	Solves problems related to daily life situations involving rational numbers	39.26
M706	Uses exponential form of numbers to simplify problems involving multiplication and division of large numbers	38.72
M707	Adds/subtracts algebraic expressions	56.69
M710	Solves problems related to conversion of percentage to fraction and decimal and vice versa	43.27
M717	Finds out approximate area of closed shapes by using unit square grid/graph sheet	36.04
M719	Finds various representative values for simple data from her/his daily life contexts like mean, median and mode	53.01
M721	Interprets data using bar graph	59.09
M801	Generalizes properties of addition, subtraction, multiplication and division of rational numbers through patterns	32.15
M802	Finds rational numbers between two given rational numbers	47.14
M803	Proves divisibility rules of 2, 3, 4, 5, 6, 9 and 11	56.01
M804	Finds squares, cubes, square roots and cube roots of numbers using different methods	52.86
M808	Uses various algebraic identities in solving problems of daily life	26.77
M812	Verifies properties of parallelogram and establishes the relationship between them through reasoning	38.28
M818	Finds surface area and volume of cuboidal and cylindrical object	23.06
M819	Draws and interprets bar charts and pie charts	43.88

Range of Performance of Students who Answered Correctly							
Below 30%		30% - 50%		50% - 75%		Above 75%	
Number	%	Number	%	Number	%	Number	%
386	31.90	325	26.86	392	32.40	107	8.84

Lowest Performing Learning Outcomes (LOs)

- 1 - Finds surface area and volume of cuboidal and cylindrical object (23.06)
- 2 - Uses various algebraic identities in solving problems of daily life (26.77)
- 3 - Generalizes properties of addition, subtraction, multiplication and division of rational numbers through patterns (32.15)

- 4 - Finds out approximate area of closed shapes by using unit square grid/graph sheet (36.04)
- 5 - Verifies properties of parallelogram and establishes the relationship between them through reasoning (38.28)